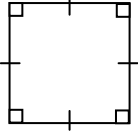

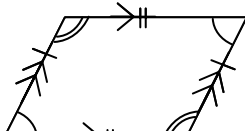

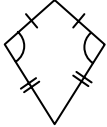
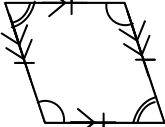
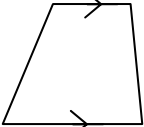
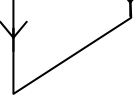


Know the Properties of the Quadrilaterals – iSS2

Square	Rectangle	Parallelogram	Irregular Quadrilateral
			
4 equal sides 4 right-angles	Opposite sides equal $\times 2$ 4 right-angles	Opposite sides equal $\times 2$ Opposite sides parallel $\times 2$ Opposite angles equal $\times 2$	4 sided closed shape
Kite	Rhombus	Trapezium	
			
2 pairs of adjacent sides equal (Adjacent sides are sides next to each other) One pair of opposite angles equal	4 equal sides Opposite sides parallel $\times 2$ Opposite angles equal $\times 2$	1 pair of parallel sides	

Your Turn!!

- Which of the above shapes do not have any parallel sides?
- Which shape has just one pair of parallel sides?
- Name this shape 
- Blank out the 7 names and recall these by looking at the shapes and properties. Check your answers.
- Blank out the 7 shapes and re-draw them, with their markings, by looking at the names and properties. Check your answers.
- Blank out the properties of the shapes. Recall these by looking at the names/shapes. Check your answers.

Hint f): To help you remember the key properties, ask yourself the 3 questions:

Are there any **right angles**? Are any of the **sides equal** in length? Are any of the opposite sides **parallel**?

Extra Knowing the properties of shapes can help you work out **Symmetries of Shapes** (iSS4).

Extra Your Turn!!

- For a shape to look the same after a rotation of 180° it will need to have **opposite sides equal** AND **opposite angles equal**. *Can you work out why?* So this includes the square and rectangle and two other shapes. Which two?
- For a line of symmetry, from one corner of the shape to the other, it will need **adjacent sides equal**. *Can you work out why?* So this includes the kite and two other shapes. Which two?

RAPID 'ACID' TEST – Blank out the page above before answering these!

- State the two quadrilaterals that have both pairs of opposite sides equal but not all sides equal.
- State the three key properties of a rhombus.

Know the Metric/Imperial Approximate Conversions – iSS3

Your Turn!!

Learn the approximate metric/imperial conversions.

Metric	Imperial
1 kg	2.2 pounds
1 litres	$1\frac{3}{4}$ pints
4.5 litres	1 gallon
8 km	5 miles
2.5 cm	1 inch

RAPID 'ACID' TEST – Blank out the page above before answering these!

- Approximately a) how many litres is 1 gallon? b) how many cm's is 1 inch?